

*Guitar*ded
wisdom

AN EVER EVOLVING MANUAL

TYLER CORRELL

INDEX

BLACK-OLD

GREEN-NEW

PREFACE, PG.3

INTRODUCTION, PG.4

CHAPTER 1- THE BASICS, PG.7

SCALES, PG. 10

CHORDS, PG.13

PREFACE

BEFORE STARTING; GOING TO CLARIFY
SOMETHING.

IF YOU DECIDE TO MISCONSTRUE THE TITLE
AND BE OFFENDED, THAT'S UP TO YOU.

HOWEVER, IT IS THE OPINION OF THE AUTHOR,
THAT LEARNING THE GUITAR IS QUITE SO...

GUITAR AT A RETARDED (SLOW) PACE;

HENCE GUITAR + RETARDED = GUITARDED.

EVEN, IN MUSIC, THE TERM "RITARD" MEANS
SLOW.

PERSONALLY, NOT AN ADVOCATE OF GIVING
ANYONE THE IMPRESSION THAT LEARNING
THE GUITAR IS EASY/FAST...IT IS SIMPLE...BUT
NECESSARILY EASY.

IT IS, IF ONE CHOOSES, A LIFE-LONG JOURNEY,
WHERE YOU WILL INEVITABLY FIND OUT;

SLOW AND STEADY IS NOT SO BAD.

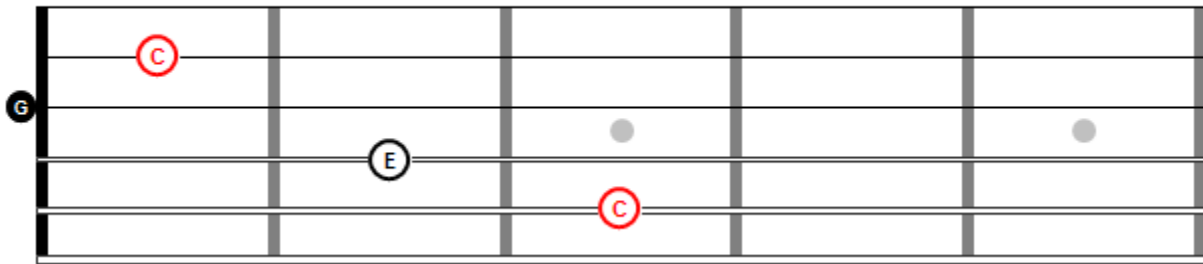
INTRODUCTION:

“AT FIRST GLANCE, IT’S THE EVER SIMPLE

C MAJOR CHORD

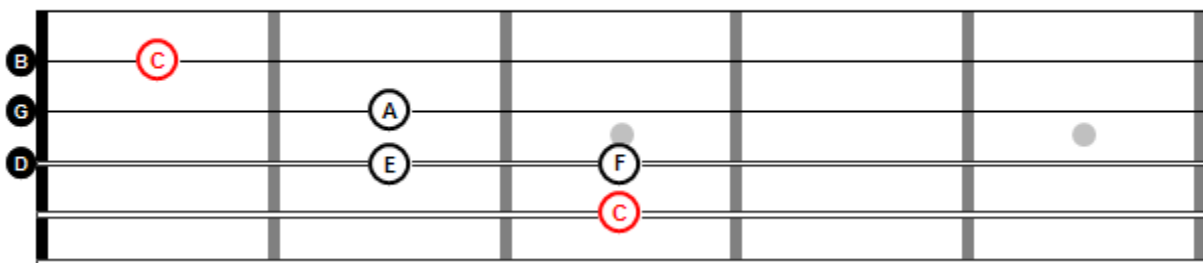
AS YOU CAN SEE THE 3 NOTES THAT ARE BEING PLAYED ARE: C, E, G”

(DRUM ROLL...)



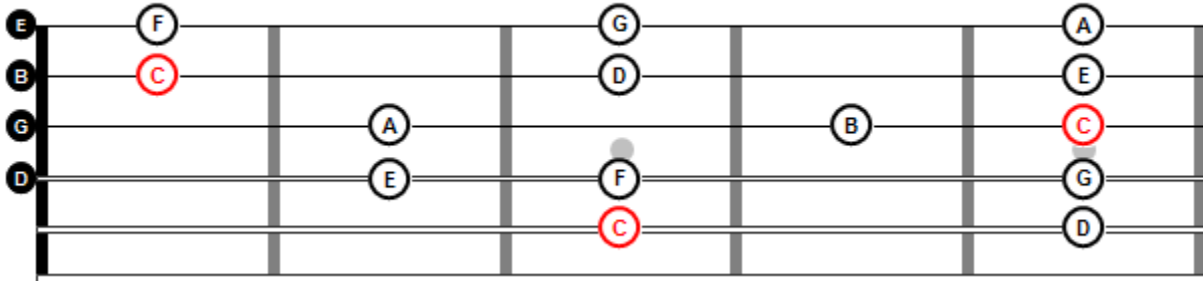
“THESE 3 NOTES ARE THE: 1ST, 3RD, & 5TH NOTES (ALSO KNOWN AS A MAJOR TRIAD) OF THE

C MAJOR SCALE: C, D, E, F, G, A, B, C”



“GET OFF THE STAGE”

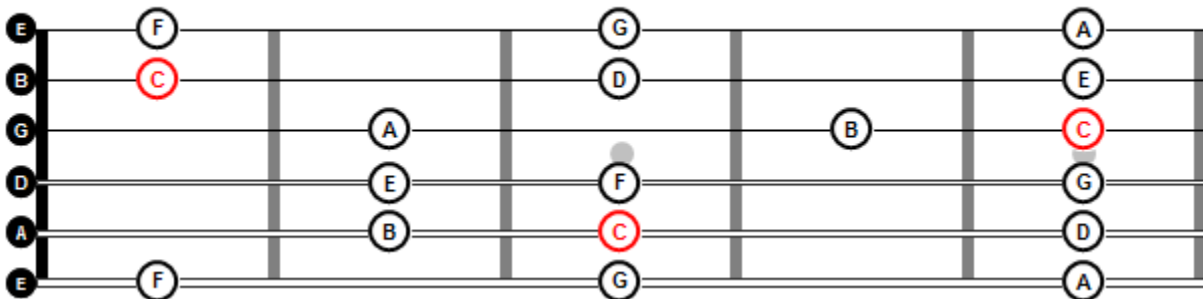
“NOW LET’S EXTEND THE SCALE OUT A LITTLE FURTHER...”



“HEY MAN, YOU ALMOST PLAYED THAT SCALE I KNOW FROM THAT THERE ‘STAIRWAY TO HEAVEN’ SONG...”

(WALKS OFF STAGE AND WAPS THE GUY WITH A NEWS PAPER, AND WALKS BACK ON STAGE.)

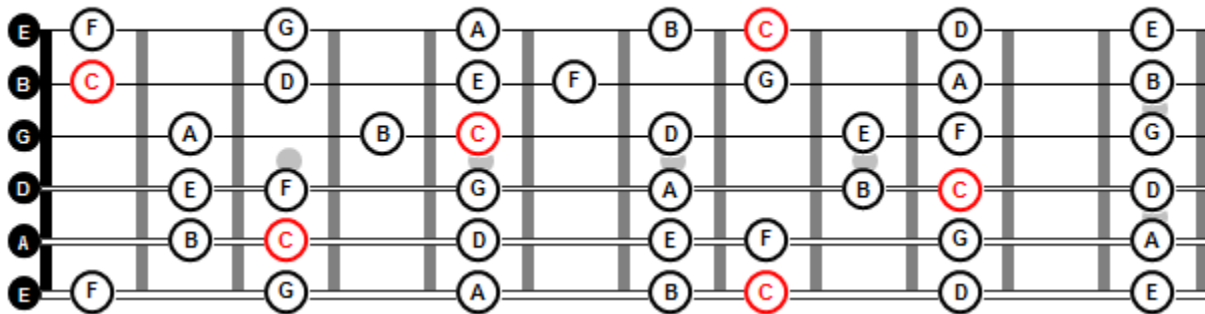
“AS I WAS SAYING, LET’S EXTEND THIS SCALE OUT ABIT.”



“SEE, I TOLD YA’LL HE WAS PLAYIN’ THAT SCALE, GEE I COULD SHOWN YA’LL THAT’N.”

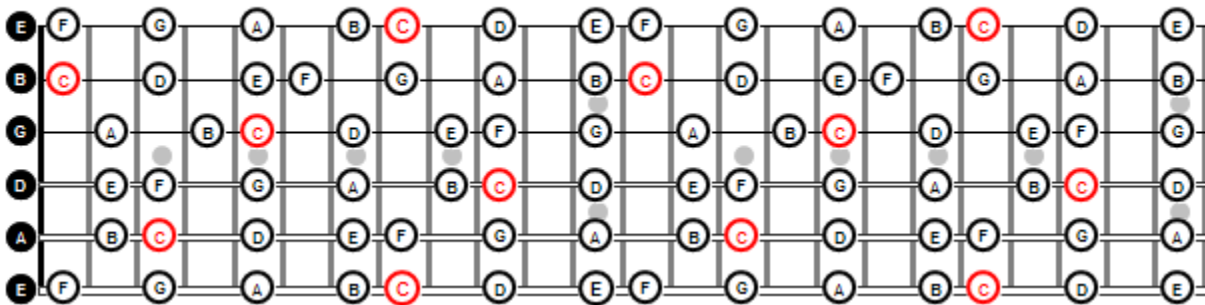
(THE FLYING SHOE CONNECTS WITH
FACE...CAPACITY FOR MAN TO TAUNT ANY
FURTHER; NEGLIGIBLE.)

“NOW, ONE MORE TIME, WE WILL LOOK AT
THE SCALE; A LITTLE FURTHER”



(EVIL EYE...) “YESSIR, I DID PLAY PART OF THAT,
THERE SCALE, FROM STAIRWAY TO
HEAVEN...WANNA’ SEE IT ONE MORE TIME..?”

(TAKES OFF OTHER SHOE...MAN IS SILENT) “OK,
HERE WE ARE .”



“OK, SO WHAT WE SUPPOSED TO DO WITH THIS YA MORON?”

CHAPTER 1-THE BASICS

IN THE INTRODUCTORY EXAMPLE; WE LEARNED THAT JUST KNOWING WHERE THE NOTES ARE; THE FRET BOARD OF THE GUITAR SEEMS TO LIGHT IT UP.

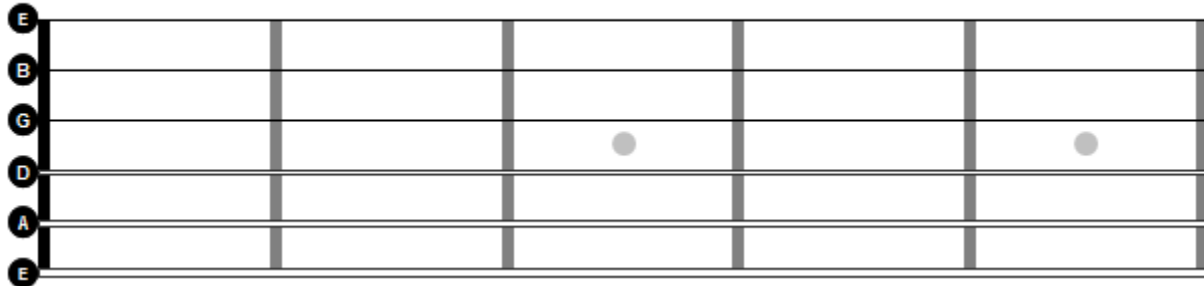


IMAGINE, IF YOU WOULD, THAT IS DIAGRAM IS THE NECK OF A GUITAR;

THE BLACK LINE AT THE VERY LEFT IS THE NUT AT THE TOP OF THE NECK, THE BOTTOM DOUBLE LINE IS THE BIGGEST STRING, AND THE TOP LINE, IS THE SMALLEST STRING.

EACH STRING FROM LOWEST TO HIGHEST, HAVE OVER TIME, BEEN GIVEN A COMMONLY USED TUNING ORDER...(AT THIS POINT, IF YOU DON'T HAVE A TUNER OF SOME SORT, PLEASE GO GET ONE.)

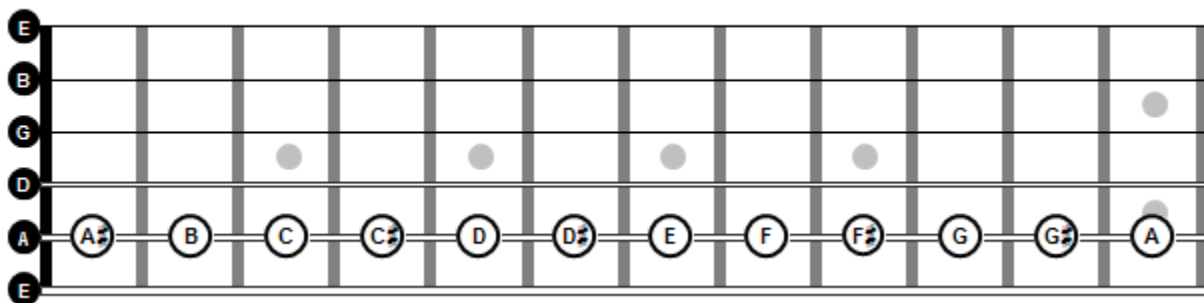
THE STRINGS ARE TUNED FROM BIGGEST TO SMALLEST: E, A, D, G, B, E



NOW, EVEN THOUGH, ALMOST EACH STRING IS TUNED DIFFERENTLY; THERE ARE ONLY 12 NOTES, TO THINK ABOUT...THAT'S RIGHT 12.

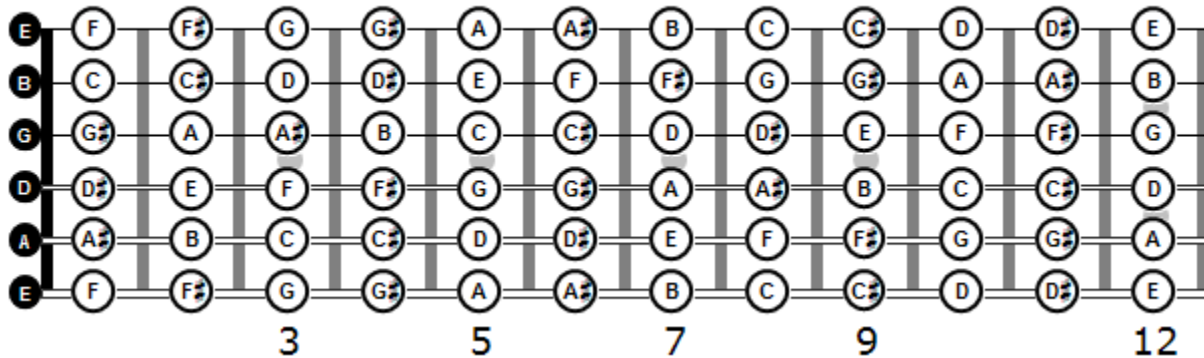
THESE NOTES IN ORDER ARE STARTING FROM A (THE BEGINNING OF THE ALPHABET):

A, A#, B, C, C#, D, D#, E, F, F#, G, G#



NOTICE, IF YOU WILL, ONLY 2 NOTES DO NOT HAVE THIS SYMBOL, # (SHARP): B & E.

THE COOL THING IS THAT NO MATTER WHAT NOTE (FRET) YOU START ON, THE ORDER WILL ALWAYS STAY THE SAME;



THE REASON, THE EXAMPLE STOPPED ON THE 12TH FRET IS BECAUSE AS YOU CAN SEE, IS WHERE THE GUITAR ALPHABET STARTS OVER (OCTAVE).

IT WOULD BE VALUABLE, TO LEARN THESE AS WELL AS POSSIBLE.

SCALES

A SCALE IS A SERIES OF NOTES PLAYED IN A CERTAIN INTERVAL (NOTES) PATTERN, IN A CERTAIN PATTERN OF STEPS (FRET DISTANCES)

1/2 STEP (H) - IS ONE FRET DISTANCE

1 STEP (W)-IS TWO FRET DISTANCE

ONE MIGHT PONDER, WHY NOT START WITH CHORDS? I WANT TO PLAY A SONG NOW....

ARE YOU WRITING THIS?

SURE, IT'S NICE TO KNOW A LOT OF BIG NEW WORDS, AND GET TO USE THEM AND IMPRESS ALL THOSE AROUND YOU, UNTIL YOU'RE AROUND A DISCERNING SCHOLAR THAT HELPS YOU REALIZE YOUR LOQUACIOUS RAMBLE IS QUITE NONSENSICAL.

MY POINT; THINK OF CHORDS AS THE WORDS, AND A SCALE AS THE ALPHABET, AND IF YOU'RE LEARNING TO READ, IT WILL HELP IF YOU KNOW THE ALPHABET FIRST, INSTEAD OF HOBBLING THROUGH SCATTERED WORDS.

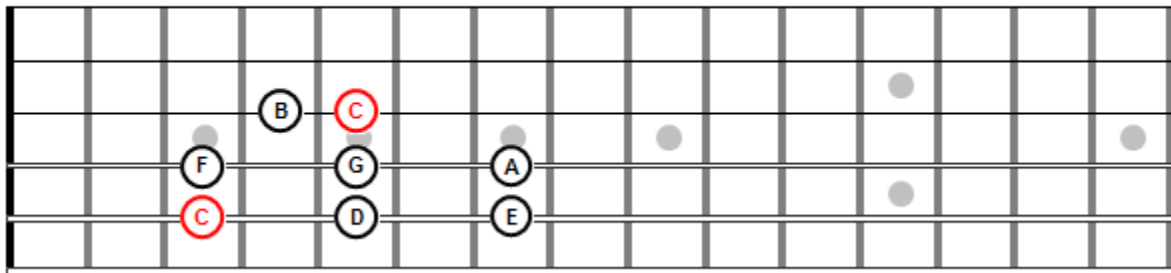

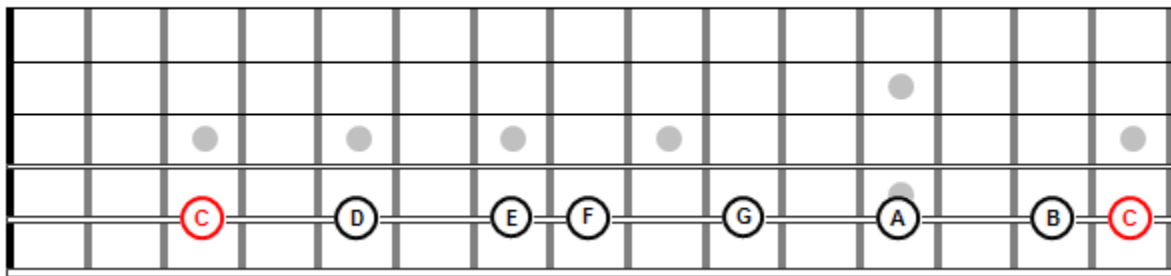
THE MAJOR SCALE: (3 EXAMPLES)

FROM THE FIRST NOTE; THE STEPS ARE AS
FOLLOWS:

W, W, H, W, W, W, H

THE MOST BASIC MAJOR SCALE IS C MAJOR,
BECAUSE IT HAS NO SHARPS.

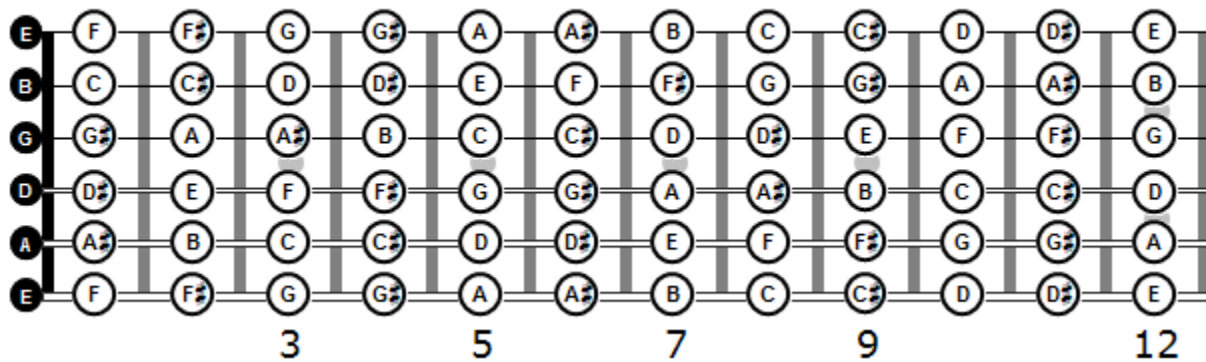
C (W) D (W) E (H) F (W) G (W) A (W) B (H) C



A SHORT LIST OF MAJOR SCALES

C	D	E	F	G	A	B	C
D	E	F#	G	A	B	C#	D
E	F#	G#	A	B	C#	D#	E
F	G	A	B _b	C	D	E	F
G	A	B	C	D	E	F#	G
A	B	C#	D	E	F#	G#	A
B	C#	D#	E	F#	G#	A#	B
C	D	E	F	G	A	B	C

- F MAJOR THE _b=FLAT



CHORDS

A CHORD (TRIAD) - IS THREE OR MORE NOTES
PLAYED AT ONCE.

THERE ARE 3 BASIC CHORDS:

MAJOR, MINOR, DIMINISHED

THESE CHORDS ARE BUILT BY

3 INTERVALS

MAJOR- 1ST, 3RD, 5TH

MINOR- 1ST, \flat 3RD, 5TH

DIMINISHED- 1ST, \flat 3RD, \flat 5TH

FLAT (\flat) MEANS A NOTE PLAYED ONE NOTE

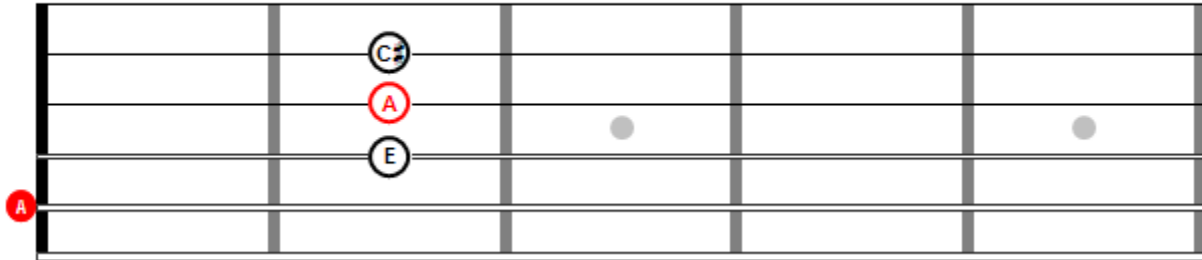
LOWER

MAYBE YOU NOTICED IN F-MAJOR

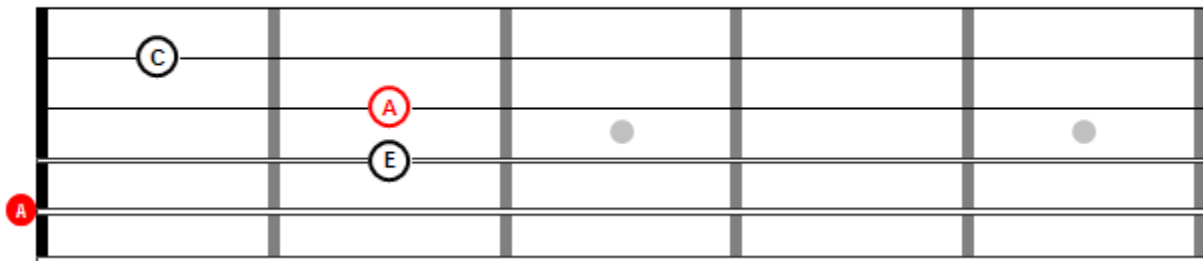
THE BOX DIAGRAM SHOWED, $B\flat$, AND NECK
DIAGRAM SHOWED, $A\sharp$; THAT IS BECAUSE $A\sharp = B\flat$,

FOR THESE EXAMPLES: WE ARE GOING TO USE THE KEY OF A MAJOR (A, B, C#, D, E, F#, G#, A)

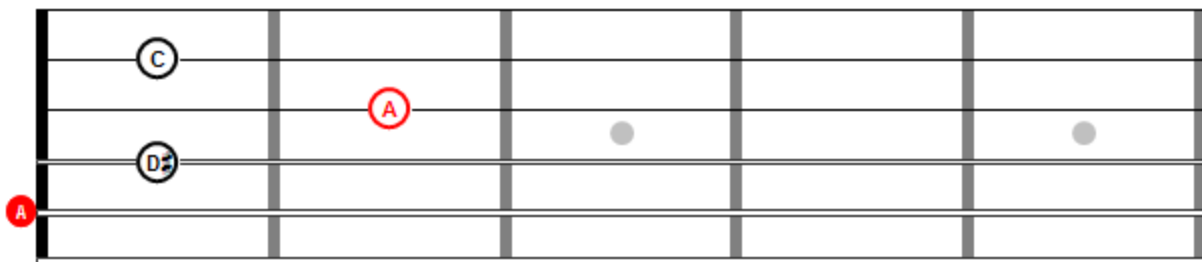
A-MAJOR (A, C#, E)



A-MINOR (A, C, E)



A-DIMINISHED (A, C, D#)



MORE LATER...

OK, THOSE NEW TO GUITAR, AND THOSE NOT...ONE THING; DO NOT TAKE YOURSELF SO SERIOUSLY!

YES, IT'S COOL, CHICKS DIG IT, LOOKS GOOD ON YOUR WALL, BEING THE LOCAL BEAST IS PRETTY NEATO, ITS EXCELLENT AT CAMPFIRES, AND YES, BY PLAYING MORE YOU DO BECOME GOOD WITH YOUR HANDS...

HOWEVER...

THERE IS NO SINGLE PERFECT WAY TO PLAY. IN STRIVING FOR PERFECTION, YOU MAY FIND THIS OUT; THAT THERE WILL ALWAYS BE SOMEONE; BETTER, BLUESY-ER, CLEANER, DIRTIER, FASTER, FUNNER, HEAVIER, METAL-IER, SHREDDIER, SMOOTHER, TASTIER, TWANGIER AND ALL THE WHAT-HAVE YOU'S. HENCE, IN ORDER TO HELP MYSELF ALLEVIATE SUCH PROBLEMS; THIS MANUAL HAS COME INTO CREATION.